

The intent of these booklets is to orient teachers and students to the types of questions on FCAT 2.0 tests. By using these materials, students will become familiar with the types of items and response formats that they will see on the actual test. The sample questions and answers are not intended to demonstrate the length of the actual test, nor should student responses be used as an indicator of student performance on the actual test. Additional information about test items can be found in the *FCAT Test Item Specifications* at: <http://fcab.fldoe.org/fcatis01.asp>.

The 2011 FCAT 2.0 Mathematics tests and sample questions and answers are based on the 2007 Next Generation Sunshine State Standards.

Directions for Answering the Mathematics Sample Questions

Mark your answers on the Mathematics Sample Answer Sheet, which begins on page 14 of this booklet. If you don't know how to work a problem, ask your teacher to explain it to you. Your teacher has the answers to the sample questions.

The sample questions for students and the sample answers for teachers will only be available online at: <http://fcab.fldoe.org/fcatsmpl.asp>.

You may need formulas and conversions to help you solve some of the problems. You may refer to the Reference Sheet on pages 5 and 6 as often as you like.

Rulers are NOT to be used with the Grade 7 FCAT 2.0 Mathematics Sample Questions.

Use the space in your Mathematics Sample Questions booklet to do your work on the multiple-choice and gridded-response questions, but be sure to put your answers on the Sample Answer Sheet.

FCAT 2.0 Question Symbol



This symbol appears next to questions that require you to fill in your answer on a grid. There may be more than one correct way to fill in a response grid. You **MUST** fill in the bubbles accurately to receive credit for your answer. A correct answer to each of these questions is worth 1 point.

How to Complete the Grade 7 Response Grids



Mathematics test questions with this symbol require that you fill in a grid on your answer sheet. There may be more than one correct way to fill in a response grid. This section shows you different ways the response grids may be completed.

Directions

1. Work the problem and find an answer.
2. Write your answer in the answer boxes at the top of the grid.
 - Print your answer with the first digit in the left answer box OR with the last digit in the right answer box.
 - Some grids only allow for a negative sign in the left answer box. For these grids, if the answer is negative, place a negative sign in the first answer box. If the answer is positive, leave the first answer box blank. For negative grids, print your answer with the first digit in the second box from the left OR with the last digit in the right answer box.
 - Print only one digit or symbol in each answer box. Do NOT leave a blank answer box in the middle of an answer.
 - Be sure to write a decimal point or fraction bar in the answer box if it is a part of the answer.
3. Fill in a bubble under each box in which you wrote your answer.
 - Fill in one and ONLY one bubble for each answer box. Do NOT fill in a bubble under an unused answer box.
 - Fill in each bubble by making a solid black mark that completely fills the circle.
 - You MUST fill in the bubbles accurately to receive credit for your answer.

In Grade 7, there are two grids: a six-column grid that includes the digits 0 through 9, the decimal point ($.$), and the fraction bar ($/$); and a seven-column grid that includes the digits 0 through 9, the decimal point, the fraction bar, and a seventh column to allow for the negative sign ($-$).

			2	8	0
$/$	$/$	$/$	$/$		
.
0	0	0	0	0	●
1	1	1	1	1	1
2	2	2	●	2	2
3	3	3	3	3	3
4	4	4	4	4	4
5	5	5	5	5	5
6	6	6	6	6	6
7	7	7	7	7	7
8	8	8	8	●	8
9	9	9	9	9	9

answer boxes

fraction bar
decimal point

number bubbles

	2	0				
-	$/$	$/$	$/$	$/$		
.
0	●	0	0	0	0	0
1	1	1	1	1	1	1
2	●	2	2	2	2	2
3	3	3	3	3	3	3
4	4	4	4	4	4	4
5	5	5	5	5	5	5
6	6	6	6	6	6	6
7	7	7	7	7	7	7
8	8	8	8	8	8	8
9	9	9	9	9	9	9

answer boxes

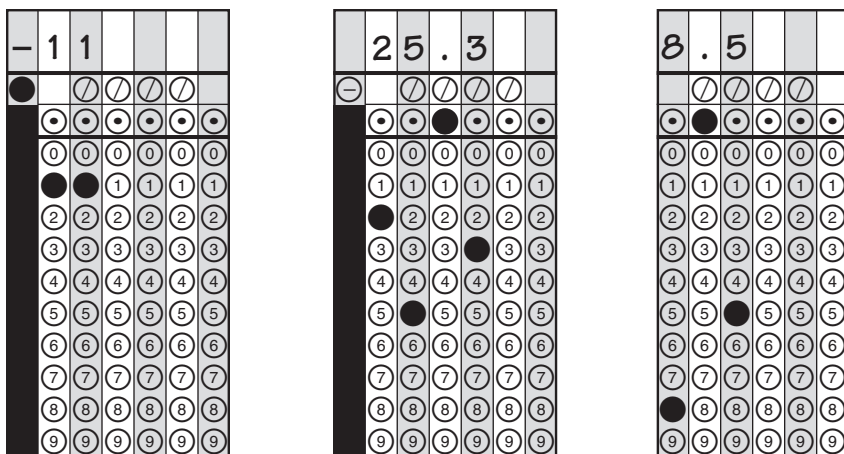
fraction bar or negative sign
decimal point

number bubbles

The following are examples of some of the ways to fill in answers correctly.

Grids may be filled in from the left or the right. Do NOT leave spaces in the middle. Fill in all bubbles for numbers and symbols.

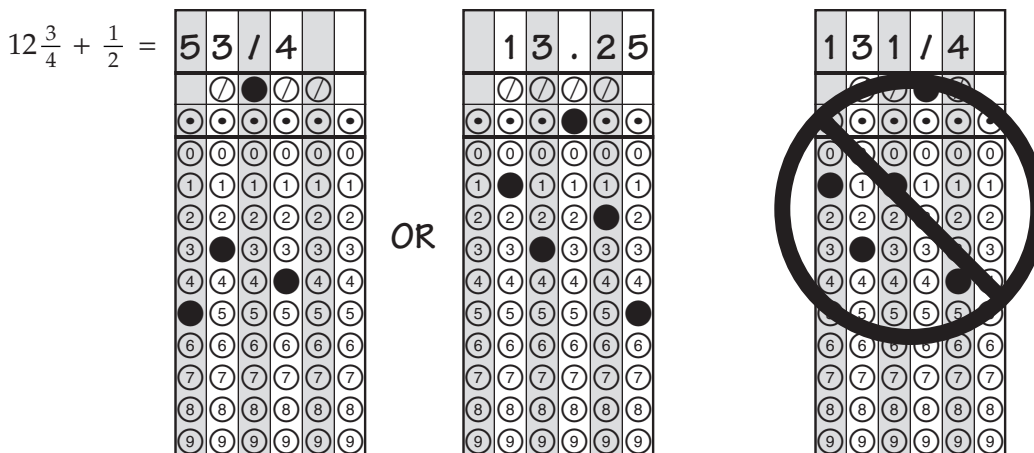
When a percent is required to answer a question, do NOT convert the percent to its decimal or fractional equivalent. Grid in the percent value without the % symbol. Do the same with dollar amounts.



Do NOT write a **mixed number** such as $13\frac{1}{4}$ in the answer grid. Convert the answer to an improper fraction, such as $\frac{53}{4}$, or to a decimal number, such as 13.25. Do not try to fill in $13\frac{1}{4}$, as it would be read as $\frac{131}{4}$ and would be counted wrong.

CORRECT

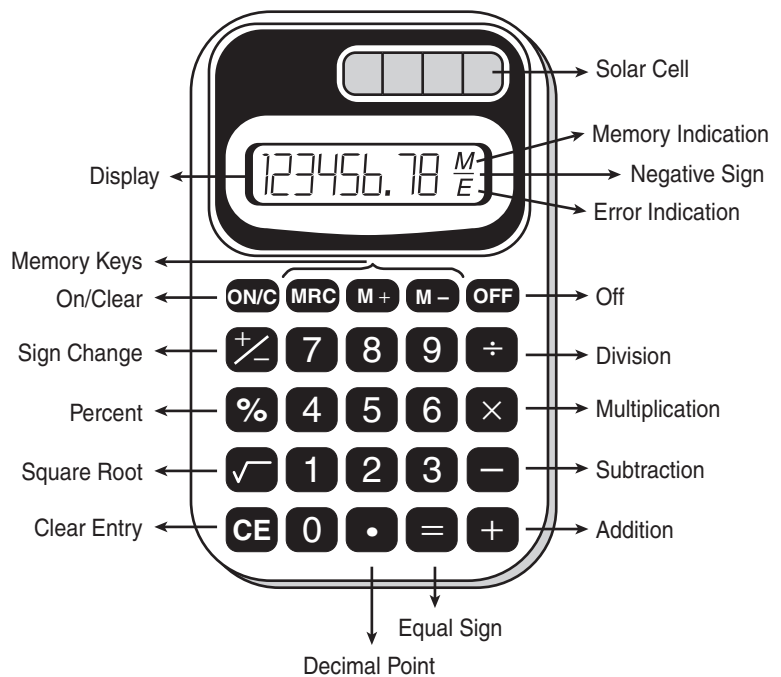
INCORRECT



Helpful Hints for Taking the FCAT 2.0 Mathematics Test

- 1) When starting a new problem, always clear your calculator by pressing the On/Clear key.
- 2) If you see an **E** in the display, clear the error before you begin.
- 3) If you see an **M** in the display, clear the memory and the calculator before you begin.
- 4) Remember, your calculator will NOT automatically perform the algebraic order of operations.
- 5) The negative sign may appear either to the left or to the right of the number.
- 6) When solving any mathematics item, do not round decimal equivalents and/or approximations until the final step of the item or task. Focus on whether the item specifies the decimal place, equivalent fraction, and/or π approximation needed for the answer. In most cases, front-end estimation and truncation are not accurate processes for estimation.

CALCULATOR MODEL



Grades 6–8 FCAT 2.0 Mathematics Reference Sheet

Area

Rectangle	$A = bh$
Parallelogram	$A = bh$
Triangle	$A = \frac{1}{2}bh$
Trapezoid	$A = \frac{1}{2}h(b_1 + b_2)$
Circle	$A = \pi r^2$

KEY

b = base	A = area
h = height	B = area of base
w = width	C = circumference
d = diameter	V = volume
r = radius	P = perimeter of base
ℓ = slant height	S.A. = surface area

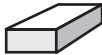



Use 3.14 or $\frac{22}{7}$ for π .

Circumference

$$C = \pi d \quad \text{or} \quad C = 2\pi r$$

Volume/Capacity

Total Surface Area

	Rectangular Prism	$V = bwh$ or $V = Bh$	$S.A. = 2bh + 2bw + 2hw$ or $S.A. = Ph + 2B$
	Right Circular Cylinder	$V = \pi r^2 h$ or $V = Bh$	$S.A. = 2\pi r h + 2\pi r^2$ or $S.A. = 2\pi r h + 2B$
	Right Square Pyramid	$V = \frac{1}{3}Bh$	$S.A. = \frac{1}{2}P\ell + B$
	Right Circular Cone	$V = \frac{1}{3}\pi r^2 h$ or $V = \frac{1}{3}Bh$	$S.A. = \frac{1}{2}(2\pi r)\ell + B$

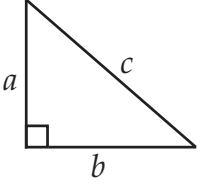
Sum of the measures of the interior angles of a polygon = $180(n - 2)$

Measure of an interior angle of a regular polygon = $\frac{180(n - 2)}{n}$

where:

n represents the number of sides

Grades 6–8 FCAT 2.0 Mathematics Reference Sheet

<p>Pythagorean theorem</p>  $a^2 + b^2 = c^2$	<p>Simple interest formula</p> $I = prt$ <p>where p = principal, r = rate, t = time</p>
<p>Slope-intercept form of a linear equation</p> $y = mx + b$ <p>where m = slope and b = y-intercept</p>	<p>Distance, rate, time formula</p> $d = rt$ <p>where d = distance, r = rate, t = time</p>

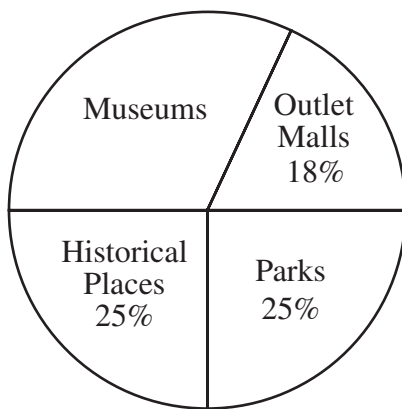
<p>Conversions within a System of Measure</p>	
<p>1 yard = 3 feet 1 mile = 1,760 yards = 5,280 feet 1 acre = 43,560 square feet</p> <p>1 cup = 8 fluid ounces 1 pint = 2 cups 1 quart = 2 pints 1 gallon = 4 quarts 1 pound = 16 ounces 1 ton = 2,000 pounds</p>	<p>1 meter = 100 centimeters = 1000 millimeters 1 kilometer = 1000 meters</p> <p>1 liter = 1000 milliliters = 1000 cubic centimeters 1 gram = 1000 milligrams 1 kilogram = 1000 grams</p> <p>1 minute = 60 seconds 1 hour = 60 minutes 1 year = 52 weeks = 365 days</p>

<p>Conversions between Systems of Measure</p>	
<p>When converting from Customary to Metric, use these approximations.</p>	
<p>1 inch = 2.54 centimeters 1 foot = 0.305 meter 1 mile = 1.61 kilometers</p>	<p>1 cup = 0.24 liter 1 gallon = 3.785 liters 1 ounce = 28.35 grams 1 pound = 0.454 kilogram</p>
<p>When converting from Metric to Customary, use these approximations.</p>	
<p>1 centimeter = 0.39 inch 1 meter = 3.28 feet 1 kilometer = 0.62 mile</p>	<p>1 liter = 4.23 cups 1 liter = 0.264 gallon 1 gram = 0.0352 ounce 1 kilogram = 2.204 pounds</p>

<p>Temperature conversions between Celsius and Fahrenheit</p>
$^{\circ}\text{C} = (^{\circ}\text{F} - 32) \div 1.8$ $^{\circ}\text{F} = (^{\circ}\text{C} \times 1.8) + 32$

- 1 A new museum has two circular display rooms. The radius of the large circular room is 6 yards. The radius of the smaller circular room is 3 yards. What is the area of the smaller room in relation to the area of the large room?
- A. $\frac{1}{6}$ of the large room's area
- B. $\frac{1}{4}$ of the large room's area
- C. $\frac{1}{3}$ of the large room's area
- D. $\frac{1}{2}$ of the large room's area
- 2 A magazine for people over 50 years of age asked its readers what type of tourist attraction interested them most.

TOURIST ATTRACTIONS



If 250 readers responded, how many chose **museums** as their favorite attraction?

- F. 32
- G. 45
- H. 80
- I. 170

- 3 The table below shows the theoretical probability for different outcomes of flipping a coin three times.

THEORETICAL PROBABILITY OF FLIPPING A COIN THREE TIMES

Outcome	Probability
3 heads	$\frac{1}{8}$
2 heads and 1 tail	$\frac{3}{8}$
1 head and 2 tails	$\frac{3}{8}$
3 tails	$\frac{1}{8}$

In a mathematics class of 24 students, each student flipped a coin three times and recorded the results. The results from the class are shown in the table below.

CLASS EXPERIMENT IN COIN FLIPPING

Outcome	Results
3 heads	2
2 heads and 1 tail	9
1 head and 2 tails	8
3 tails	5

For which possible outcome did the results of the class experiment match the theoretical probability?

- A. 3 heads
 - B. 2 heads and 1 tail
 - C. 1 head and 2 tails
 - D. 3 tails
- 4 What value of x will make the equation $2x + 6x = 56$ true?



- 5** On a cold day in Alaska, Ronda recorded the temperature every few hours, as shown in the table below.

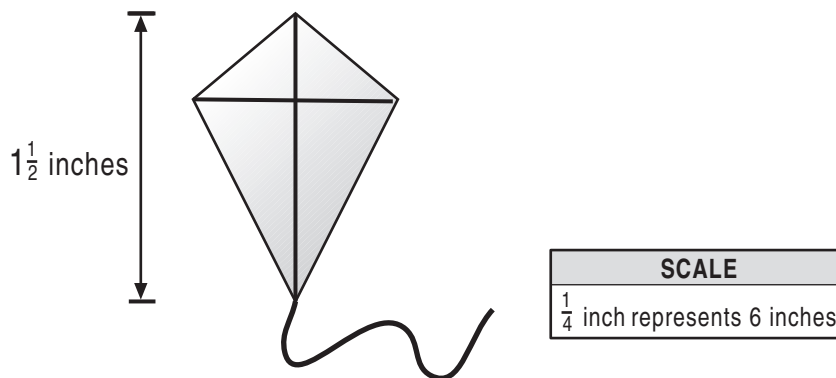


TEMPERATURE

Time	Temperature (in degrees Fahrenheit)
6:00 a.m.	-10
9:00 a.m.	-5
12:00 noon	
3:00 p.m.	

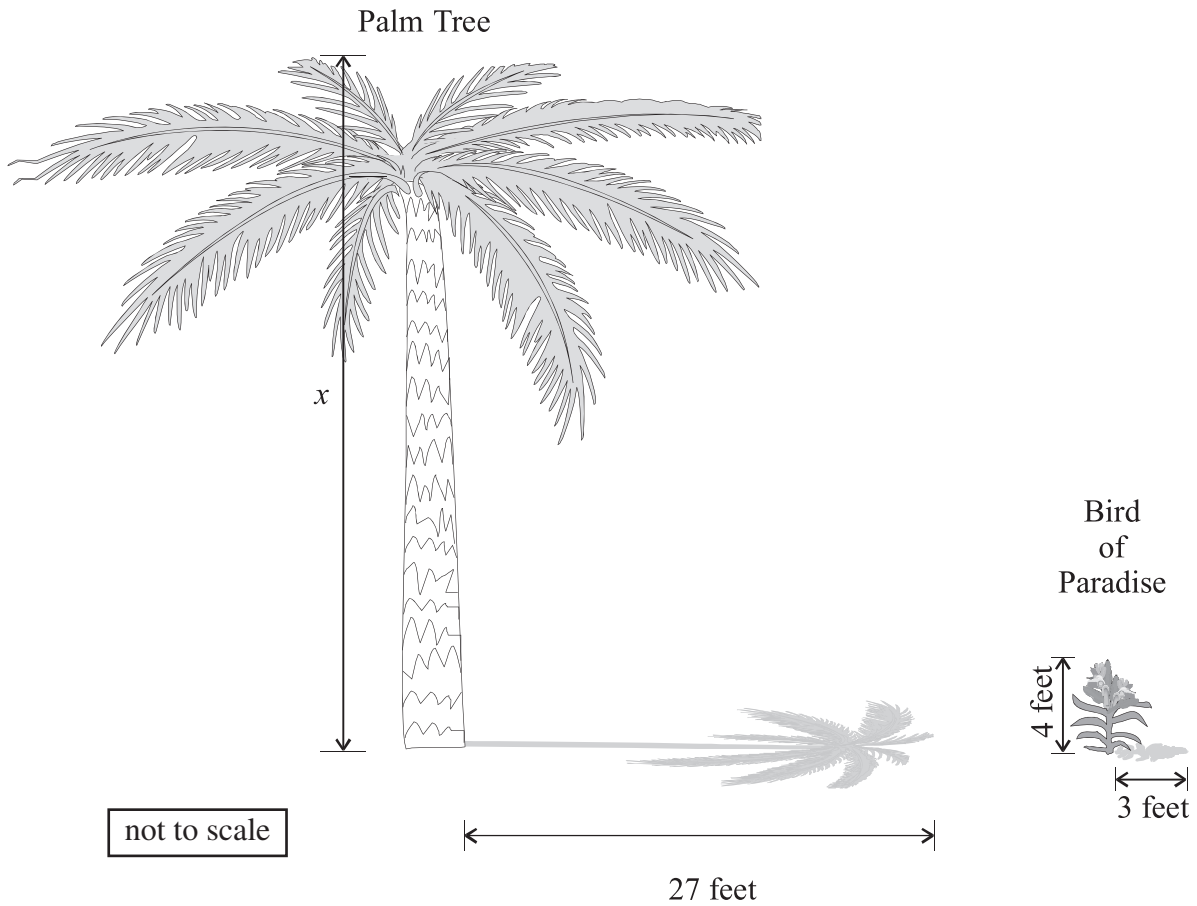
From 9:00 a.m. to 12:00 noon, the temperature dropped 15 degrees, and from 12:00 noon to 3:00 p.m., the temperature rose 11 degrees. Using the information in the table above, what was the temperature, in degrees Fahrenheit, at 3:00 p.m.?

- 6** Mark designed a kite for his art project. His scale drawing is shown below.



Using the scale given, what is the height, **in inches**, of the actual kite?

- 7 At 4:00 p.m., a palm tree casts a shadow of 27 feet while a 4-foot bird of paradise plant nearby casts a shadow of 3 feet.

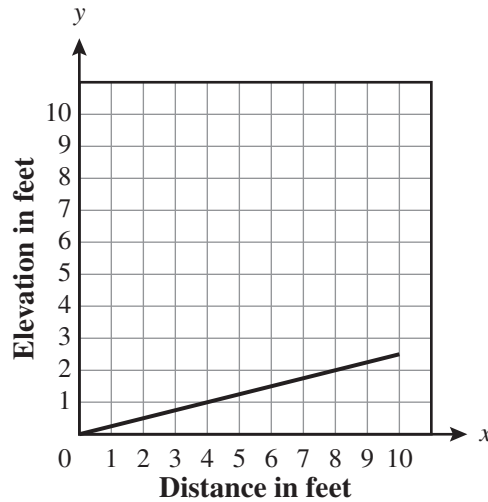


What is the height, in feet, of the palm tree?

- F. 28 feet
- G. 36 feet
- H. 45 feet
- I. 81 feet

- 8 The graph below shows the slope of a ramp at a skateboard park.

RAMP AT A SKATEBOARD PARK



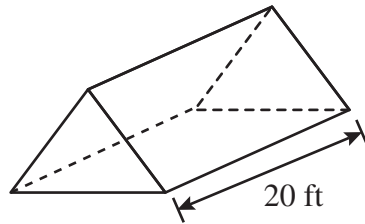
The length of the base of the ramp is 10 feet and the height at the end of the ramp is 2.5 feet. Which of the following is the slope of the ramp?

- A. $\frac{1}{8}$
 - B. $\frac{1}{4}$
 - C. 4
 - D. 8
- 9 Joan bought a garden hose from the hardware store. The hose measured 50 meters in length. Which measurement is closest to the length of the hose, **in feet**?
- F. 15.25
 - G. 152.5
 - H. 164
 - I. 1,640

- 10 Tino designed a tent in the shape of a triangular prism. Each face of the tent, including the bottom, will be made from nylon. The length of the tent and one triangular face with dimensions, in feet (ft), are shown below.

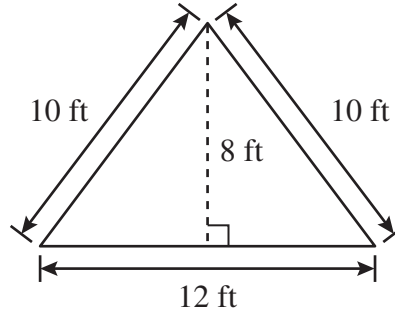


Tino's Tent Design



not to scale

Dimensions of Triangular Face



What is the total surface area, in square feet, of the tent Tino designed?

- 11 Which of the following tables represents an inverse variation between x and y ?

A.

x	15	20	25	30
y	30	40	50	60

C.

x	-1	-2	-3	-4
y	24	12	8	6

B.

x	15	20	25	30
y	60	50	30	20

D.

x	-5	-6	-7	-8
y	25	36	49	64

- 12 Which of the following expressions has a value of 27?

F. $-|12 - 53 + 14|$

H. $|12| + |-53| + |14|$

G. $|12 - 53 + 14|$

I. $|-12| - |53| - |-14|$

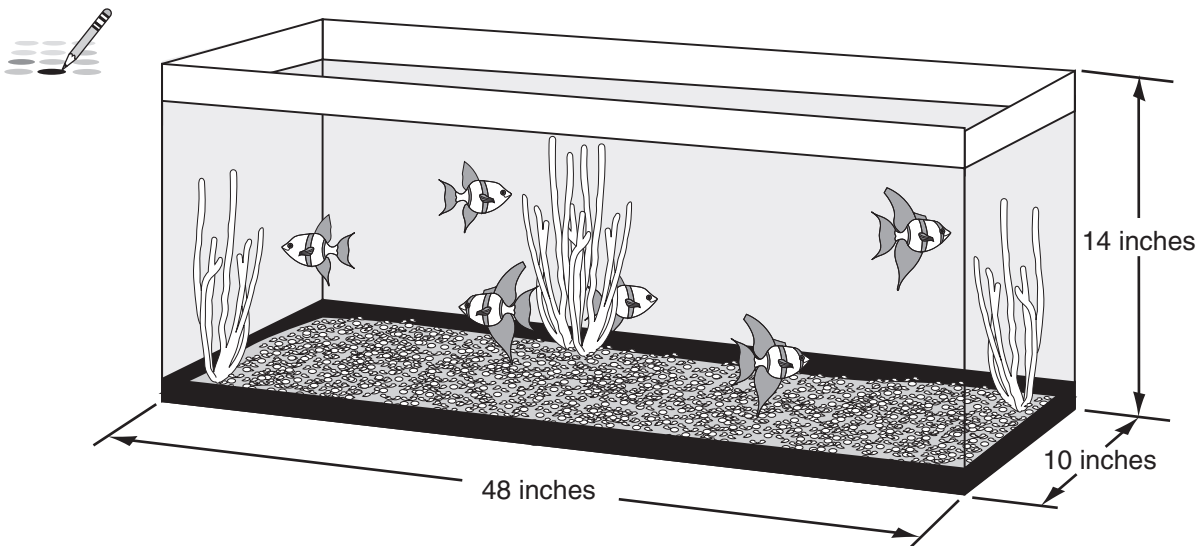
- 13 Last weekend, Jerry rented a canoe from a canoe rental company for a total of \$32. The company charges \$20 for the first hour and \$1.50 for each additional hour. The equation below can be used to find h , the number of hours the canoe was rented.

$$20 + (h - 1)(1.5) = 32$$

Which of the following equations is equivalent to the equation above?

- A. $20 + (1.5h - 1.5) = 32$
- B. $20(h + 1)(1.5) = 32$
- C. $20(1.5) + h = 32$
- D. $20 + h(1.5) = 32$

- 14 A picture of Jay's fish tank, with its dimensions, is shown below.



Jay filled the tank with water up to 2 inches below the top of the tank. He purchased 1 fish for every 144 cubic inches of water. How many fish did he purchase?

Name _____

Answer all the Mathematics Sample Questions on this Sample Answer Sheet.

1 A B C D

2 F G H I

3 A B C D

4

-	/	/	/	/	/
•	•	•	•	•	•
0	0	0	0	0	0
1	1	1	1	1	1
2	2	2	2	2	2
3	3	3	3	3	3
4	4	4	4	4	4
5	5	5	5	5	5
6	6	6	6	6	6
7	7	7	7	7	7
8	8	8	8	8	8
9	9	9	9	9	9

5

-	/	/	/	/	/
•	•	•	•	•	•
0	0	0	0	0	0
1	1	1	1	1	1
2	2	2	2	2	2
3	3	3	3	3	3
4	4	4	4	4	4
5	5	5	5	5	5
6	6	6	6	6	6
7	7	7	7	7	7
8	8	8	8	8	8
9	9	9	9	9	9

6

/	/	/	/	/	/
•	•	•	•	•	•
0	0	0	0	0	0
1	1	1	1	1	1
2	2	2	2	2	2
3	3	3	3	3	3
4	4	4	4	4	4
5	5	5	5	5	5
6	6	6	6	6	6
7	7	7	7	7	7
8	8	8	8	8	8
9	9	9	9	9	9

7 F G H I

8 A B C D

9 F G H I

10

/	/	/	/	/	/
•	•	•	•	•	•
0	0	0	0	0	0
1	1	1	1	1	1
2	2	2	2	2	2
3	3	3	3	3	3
4	4	4	4	4	4
5	5	5	5	5	5
6	6	6	6	6	6
7	7	7	7	7	7
8	8	8	8	8	8
9	9	9	9	9	9

11 A B C D

12 F G H I

13 A B C D

14

	7	7	7	7	
<input type="radio"/>	<input type="radio"/>	<input type="radio"/>	<input type="radio"/>	<input type="radio"/>	<input type="radio"/>
0	0	0	0	0	0
1	1	1	1	1	1
2	2	2	2	2	2
3	3	3	3	3	3
4	4	4	4	4	4
5	5	5	5	5	5
6	6	6	6	6	6
7	7	7	7	7	7
8	8	8	8	8	8
9	9	9	9	9	9



FLORIDA DEPARTMENT OF EDUCATION

www.fldoe.org

Copyright Statement for This Office of Assessment Publication

Authorization for reproduction of this document is hereby granted to persons acting in an official capacity within the Uniform System of Public K–12 Schools as defined in Section 1000.01(4), Florida Statutes. The copyright notice at the bottom of this page must be included in all copies.

All trademarks and trade names found in this publication are the property of their respective owners and are not associated with the publishers of this publication.

This publication is provided by the Florida Department of Education to Florida public schools free of charge and is not intended for resale.

Permission is NOT granted for distribution or reproduction outside of the Uniform System of Public K–12 Schools or for commercial distribution of the copyrighted materials without written authorization from the Florida Department of Education. Questions regarding use of these copyrighted materials should be sent to the following:

The Administrator
Office of Assessment
Florida Department of Education
Tallahassee, Florida 32399-0400

Copyright © 2010
State of Florida
Department of State



FL00002121



The Florida Department of Education and its test contractors currently employ strategies to protect the environment in the production and destruction of FCAT 2.0 materials. The Department encourages schools and districts to recycle non-secure FCAT 2.0 interpretive publications after use.